

Skill-up Seminar

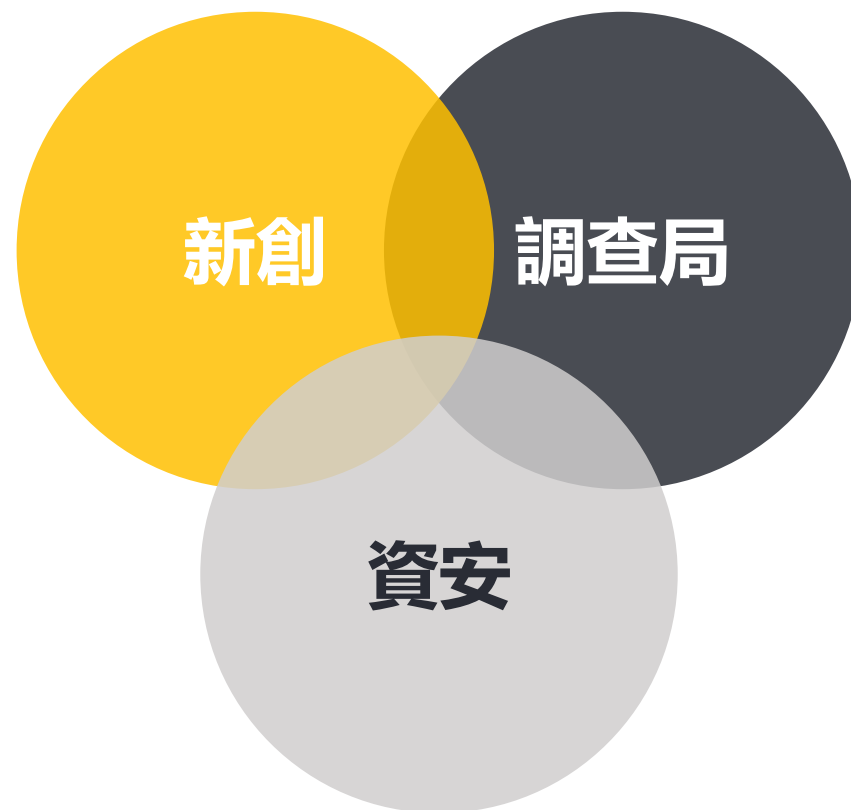
新創營業秘密與資安保障策略

新創不可不知的資安保障

法務部調查局資安工作站 調查官 李宥萱 YHLEE@MJIB.GOV.TW

112年7月17日

大綱



調查局資安業務範疇

圖片來源：法務部調查局YouTube「111年國安動畫EP3-資通安全」

資訊戰



調查局資安業務範疇

圖片來源：法務部調查局YouTube「111年國安動畫EP3-資通安全」

認知作戰



調查局資安團隊架構



案例解析

反覆發生的網頁內容置換

連鎖淪陷的遠端登入跳板

自己動起來的網路印表機

源於內部的營業秘密侵害

案例解析 — 反覆發生的網頁內容置換

情境

衝擊

課題
&
對策

帳號權限篡奪

攻擊跳板籌備

機敏資料竊取

案例解析 — 反覆發生的網頁內容置換

情境

衝擊

課題
&
對策

1. 建立資安事件應變處置及通報機制
2. 避免機敏資料暴露於開放網路環境
3. 於系統開發初期納入資安議題考量

案例解析

反覆發生的網頁內容置換

連鎖淪陷的遠端登入跳板

自己動起來的網路印表機

源於內部的營業秘密侵害

案例解析 — 連鎖淪陷的遠端登入跳板

情境

衝擊

課題
&
對策

1. 關閉非必要的服務
2. 落實存取控制
3. 強化密碼強度或啟用多因素驗證

案例解析

反覆發生的網頁內容置換

連鎖淪陷的遠端登入跳板

自己動起來的網路印表機

源於內部的營業秘密侵害

案例解析 — 自己動起來的網路印表機

情境

衝擊

課題
&
對策

1. 關閉非必要的服務
2. 落實存取控制
3. 強化密碼強度

案例解析

反覆發生的網頁內容置換

連鎖淪陷的遠端登入跳板

自己動起來的網路印表機

源於內部的營業秘密侵害

營業秘密法

- 第 2 條 本法所稱營業秘密，係指**方法、技術、製程、配方、程式、設計或其他可用於生產、銷售或經營之資訊**，而符合左列要件者：
- 一、非一般涉及該類資訊之人所知者。
 - 二、因其秘密性而具有實際或潛在之經濟價值者。
 - 三、所有人已採取合理之保密措施者。

營業秘密類型

技術

方法、技術、製程、配方、程式、設計等與特定產業研發或創新技術相關資訊

商業

客戶名單、經銷據點、商品售價、進貨成本、交易底價、人事管理、成本分析等與經營相關資訊

營業秘密法

第 2 條

本法所稱營業秘密，係指方法、技術、製程、配方、程式、設計或其他可用於生產、銷售或經營之資訊，而符合左列要件者：

- 一、非一般涉及該類資訊之人所知者。
- 二、因其秘密性而具有實際或潛在之經濟價值者。
- 三、所有人已採取合理之保密措施者。

營業秘密要件

秘密性

經濟價值性

合理保密措施

中華民國刑法 第三十六章 妨害電腦使用罪

第 358 條 無故輸入他人帳號密碼、破解使用電腦之保護措施或利用電腦系統之漏洞，而入侵他人之電腦或其相關設備者，處三年以下有期徒刑、拘役或科或併科三十萬元以下罰金。

第 359 條 無故取得、刪除或變更他人電腦或其相關設備之電磁紀錄，致生損害於公眾或他人者，處五年以下有期徒刑、拘役或科或併科六十萬元以下罰金。

第 360 條 無故以電腦程式或其他電磁方式干擾他人電腦或其相關設備，致生損害於公眾或他人者，處三年以下有期徒刑、拘役或科或併科三十萬元以下罰金。

第 361 條 對於公務機關之電腦或其相關設備犯前三條之罪者，加重其刑至二分之一。

第 362 條 製作專供犯本章之罪之電腦程式，而供自己或他人犯本章之罪，致生損害於公眾或他人者，處五年以下有期徒刑、拘役或科或併科六十萬元以下罰金。

第 363 條 第三百五十八條至第三百六十條之罪，須告訴乃論。



法務部調查局
Ministry of Justice
Investigation Bureau

營業秘密法



第 13-1 條 意圖為自己或第三人不法之利益，或損害營業秘密所有人之利益，而有下列情形之一，處五年以下有期徒刑或拘役，得併科新臺幣一百萬元以上一千萬元以下罰金：

- 一、以竊取、侵占、詐術、脅迫、擅自重製或其他不正方法而取得營業秘密，或取得後進而使用、洩漏者。
- 二、知悉或持有營業秘密，未經授權或逾越授權範圍而重製、使用或洩漏該營業秘密者。
- 三、持有營業秘密，經營業秘密所有人告知應刪除、銷毀後，不為刪除、銷毀或隱匿該營業秘密者。
- 四、明知他人知悉或持有之營業秘密有前三款所定情形，而取得、使用或洩漏者。

前項之未遂犯罰之。
科罰金時，如犯罪行為人所得之利益超過罰金最多額，得於所得利益之三倍範圍內酌量加重。



法務部調查局
Ministry of Justice
Investigation Bureau

資安案件

營業秘密

數位鑑識

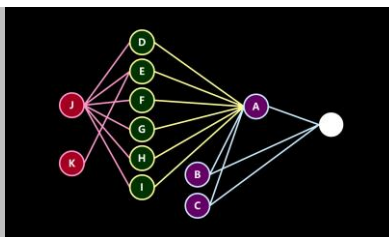


案例回顧


反覆發生的網頁內容置換




連鎖淪陷的遠端登入跳板



自己動起來的網路印表機




源於內部的營業秘密侵害



觀察流量



觀察檔案



觀察帳號




Sign in

Sign up



Analyze suspicious files and URLs to detect types of malware, automatically share them with the security community

FILE	URL	SEARCH
 <p>By submitting data below, you are agreeing to our Terms of Service and Privacy Policy, and to the sharing of your Sample submission with the security community. Please do not submit any personal information; VirusTotal is not responsible for the contents of your submission. Learn more.</p> <p>Choose file</p>		



- Main Page
- Blog
- Search
- FAQ
- TOP 10
- Pad Files
- Contact
- About...
- Donate
- All Utilities
- Password Tools
- System Tools
- Browser Tools
- Programmer Tools
- Network Tools
- Outlook/Office
- 64-bit Download
- Panel
- Forensics
- Pre-Release Tools
- Articles

← Ads by Google

Send feedback Why this ad? ⓘ

 **HashMyFiles v2.42 - Calculate MD5/SHA1/CRC32 hashes of your files**
 Copyright (c) 2007 - 2021 Nir Sofer

☆ 📌 📧 + 1.2K

See Also

- [SearchMyFiles Utility](#) - You can use the [Duplicate Search Mode](#) in this utility for finding duplicate files on your system.
- [NK2Edit](#) - Edit, merge and fix the AutoComplete files (.NK2) of Microsoft Outlook.

Description

HashMyFiles is small utility that allows you to calculate the MD5 and SHA1 hashes of one or more files in your system. You can easily copy the MD5/SHA1 hashes list into the clipboard, or save them into text/html/xml file.

HashMyFiles can also be launched from the context menu of Windows Explorer, and display the MD5/SHA1 hashes of the selected file or folder.

System Requirements

This utility works on Windows 2000/XP/2003/Vista/Windows 7/Windows 8/Windows 10. Older versions of Windows are not supported.

Versions History

- Version 2.42:
 - Added 'Drag & Drop / Explorer Paste Folder Mode' option, which controls how folder is added when dragging a folder from Windows Explorer or pasting a folder from Windows Explorer.

In order to translate HashMyFiles to other language, follow the instructions below.

1. Run HashMyFiles with /savelangfile parameter:
HashMyFiles.exe /savelangfile
A file named HashMyFiles_lng.ini will be created in the folder of HashMyFiles utility.
2. Open the created language file in Notepad or in any other text editor.
3. Translate all string entries to the desired language. Optionally, you can also add your name and/or a link to your Web site. (TranslatorName and TranslatorURL values) If you add this information, it'll be used in the 'About' window.
4. After you finish the translation, Run HashMyFiles, and all translated strings will be loaded from the language file.
If you want to run HashMyFiles without the translation, simply rename the language file, or move it to another folder.

License

This utility is released as freeware. You are allowed to freely distribute this utility via floppy disk, CD-ROM, Internet, or in any other way, as long as you don't charge anything for this. If you distribute this utility, you must include all files in the distribution package, without any modification !

Disclaimer

The software is provided "AS IS" without any warranty, either expressed or implied, including, but not limited to, the implied warranties of merchantability and fitness for a particular purpose. The author will not be liable for any special, incidental, consequential or indirect damages due to loss of data or any other reason.

Feedback

If you have any problem, suggestion, comment, or you found a bug in my utility, you can send a message to nirsofer@yahoo.com

[Download HashMyFiles](#)

[Download HashMyFiles for 64-bit systems](#)

[Download HashMyFiles - Non-Unicode Version \(For Windows 98\)](#)

HashMyFiles is also available in other languages. In order to change the language of HashMyFiles, download the appropriate language zip file, extract the 'hashmyfiles_lng.ini', and put it in the same folder that you Installed HashMyFiles utility.



Community Score

✓ No security vendors flagged this file as malicious

672ba8e25497bcec12062947603b6824a73405d95408bbd0d77ccb504d6372f8

HashMyFiles.exe

139.37 KB
Size

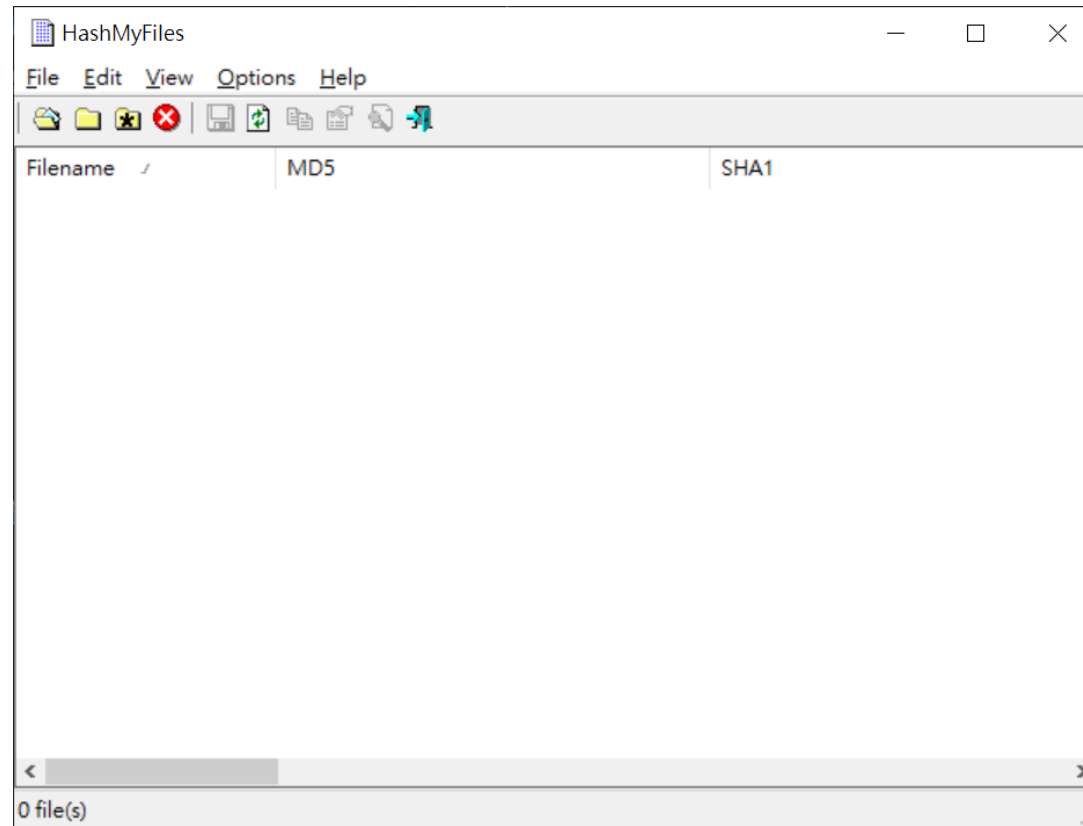
2021-10-05 21:09:58 UTC
9 hours ago



64bits assembly direct-cpu-clock-access overlay peexe runtime-modules signed

DETECTION	DETAILS	RELATIONS	BEHAVIOR	COMMUNITY
Acronis (Static ML)	✓ Undetected		Ad-Aware	✓ Undetected
AhnLab-V3	✓ Undetected		Alibaba	✓ Undetected
ALYac	✓ Undetected		Antiy-AVL	✓ Undetected
SecureAge APEX	✓ Undetected		Arcabit	✓ Undetected
Avast	✓ Undetected		Avira (no cloud)	✓ Undetected
Baidu	✓ Undetected		BitDefender	✓ Undetected





The screenshot shows a window titled "HashMyFiles" with a menu bar (File, Edit, View, Options, Help) and a toolbar. The main area contains a table with three columns: "Filename", "MD5", and "SHA1". Two files are listed: "readme.txt" and "HashMyFiles.chm". The "readme.txt" row is highlighted in green. A scrollbar is visible at the bottom, and the status bar indicates "2 file(s)".

Filename	MD5	SHA1
readme.txt	b8625c60084e388022a7fced9cf885d2	86492aa591546597d88eff59ab7e4f6c
HashMyFiles.chm	07832026da7edeae4be60b6f83fa5029	5ebee9ab3877bf079cfd521b6421e81




Sign in

Sign up



Analyze suspicious files and URLs to detect types of malware, automatically share them with the security community

FILE	URL	SEARCH
 <p>By submitting data below, you are agreeing to our Terms of Service and Privacy Policy, and to the sharing of your Sample submission with the security community. Please do not submit any personal information; VirusTotal is not responsible for the contents of your submission. Learn more.</p> <p>Choose file</p>		



建立聯防 強化網路犯罪防制

蒐集並通報電腦網路安全狀況

調查電腦網路犯罪並依法訴究

進行國際合作以打擊跨境犯罪